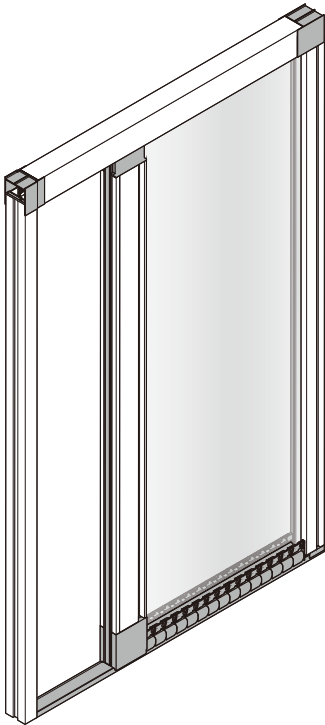




メタローラーネット® 天風  
Metaco Roller Net Tenpooh **NS Lite**

Instruction manual

MARL1E01




Thank you for purchasing Metaco Roller Net Tenpooh NS Lite. Please read this instruction manual thoroughly before installing the product and keep this manual for future reference.

©METACO Inc.

Regular Care

Maintenance


Clean and wipe around the bottom rail. Wipe away the sand, dust, debris and etc. This will protect the rail from the plastic wear, crack, etc and maintain the smooth movement. We ask you to clean every once in a while.



**NOTICE** .....  
**Do not use lubrication spray.**  
Dust and debris may adhere and stick.

How to clean

Use a water damped cloth to wipe and clean the product.



**NOTICE** .....  
**Do not remove the screen to wash it with water.**  
Improper maintenance may result in a malfunction.


**Do not use detergent for cleaning the product.**  
Color may change and damage the product. Do not use thinner and benzene.

**Do not use wire brush or any steel bristle to rub and clean the product.**  
It may result in product damage. Use soft cloth to wipe out the dust and debris.

Opening and closing the screen door

How to operate

Hold the center of the sliding bar for open and close operation. A magnet is installed inside the stop post to keep the screen unit tightly closed.



⚠

Caution

🚫👤

Do not operate while hands are on the bottom rail or any place other than sliding bar.

Your hands or fingers may get caught during operation and result in injury.

🚫👤

Do not operate with strong force.

Product may be derailed and come off if operated with strong force and result in injury.

SAFETY CAUTION

For your own safety and damage to the property, this manual uses following symbols and indications. Please take a close attention and read the definition of each signs.

■ Failure to follow the operation may result in following.

⚠

Warning

Improper use may result in death or serious personal injury.

⚠

Caution

Improper use may result in personal injury or property damage.

■ Other symbols used in this manuals are defined as below.

🚫

You are not allowed to operate in described condition.

❗

You must follow and operate as instructed.

⚠

Warning

🚫🔥

Do not use any type of flame or fire near this product.

The product may catch a fire.

🚫👤

Do not lean yourself or any object against the product and never push with force.

Product may come off and may result in a fall accident.

⚠

Caution

❗🔧

Retract the insect screen, close the door and window when the wind is strong.

Product may come off and break resulting in injury.

🚫👤

Do not operate the product when the product is broken or not properly installed.

Product may come off and may result in a fall accident.

🚫👤

Do not operate while hands are on the bottom rail or any place other than sliding bar.

Your hands or fingers may get caught during operation and result in injury.

🚫👤

Do not operate with strong force.

Product may be derailed and come off if operated with strong force and result in injury.

🚫👤

Do not allow children to operate the product.

Hands and fingers may get caught with the product and result in injury. Do not let your children operate.

🚫👤

Do not let animals get close to the product.

They may scratch the net and pull the wire which may result in product breakdown. Animals can also get caught and injure themselves by the product.

🚫🔧

Do not disassemble or modify the product.

Product may breakdown and not work properly. Any modification to the product will be out of warranty.

Warranty

Warranty

**1. Warranty Period**  
Warranty Period - 2 years from manufacturing date.  
Manufacturing date is listed in the quality control sticker.

**2. Warranty Guideline**  
Please contact your local distributor for more information on warranty.

**3. Disclaimer**

- Defect due to improper use and any modification to the product.
- Defect due to installation done in improper location.  
Installing to a location that requires higher specification.
- Defect due to reinstalling the product to different location.
- Defect due to natural disaster, such as fire, earthquake, flood, lightning, other acts of Gods.
- Defect caused by animals.
- Quality control sticker is not attached.
- Improper use of product and used other than intended purpose.
- Defect and damaged caused by fradulent or illegal acts.

Contact your local distributor for information on support and service or any concern on warranty.

**4. Supply and support on discontinued product.**  
5 years after product is discontinued.

Please contact your local distributor for more information on after service and support. See product configuration for name of each components. Product design and specification are subject to change without notice.

Quality Control Sticker

The manufacturing date can be found on the quality control sticker located at the back of the unit. Please remove the unit to view the details.

Quality Control Sticker

Roller Case

Code — MSEB1W0X

Size (width, height) — 1220 2000

MCU12345678901 240823

Manufacturing Date: year / month / day

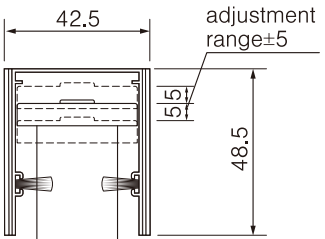
Q and A

**Q** The open-close movement is stiff and heavy.

**A** Read "**Maintenance**" and clean the bottom rail and sliding bar. Dust and debris may affect the movement of the product.  
If you do not find any difference after cleaning, contact the local store you purchased the product.

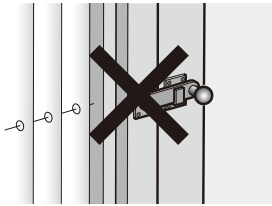
**Q** We find out that opening size of installation site is not same with product size. Is this product adjustable?


**A** You can cut the Top Rail and Bottom Rail if you find the size bigger than the opening. Ensure to cut carefully to avoid aluminum deformation.  
There is an adjustment range of  $\pm 5$ mm on horizontal direction.




**Q** I damage my screen door and it does not open. Can I place a hook or lock on the product?

**A** Contact the local store you purchased for the damage. The dent may affect and interfere the movement of caterpillars. Do not modify the product. Do not place a hook or lock. This may also affect the movement of product and cause malfunction.



**Caution**



**Do not disassemble or modify the product.**  
Product may breakdown and not work properly. Any modification to the product will be out of warranty.